



Made by Alutech,
specified by you.

BF 73 | Bi-folding Doors

- Maximum vision – minimal sight lines, only 120mm
- Maximum security – PAS 24 approved
- Maximum insulation value – down to 1.4 U W/m²K
- Maximum weather proofing – BS6375 Part 1 : 2009
- Single or dual colour to any RAL colour
- Market leading sash size of 1200mm wide

BF 73

Alutech Systems are one of the largest designers and manufacturers of Aluminium Systems in the world.

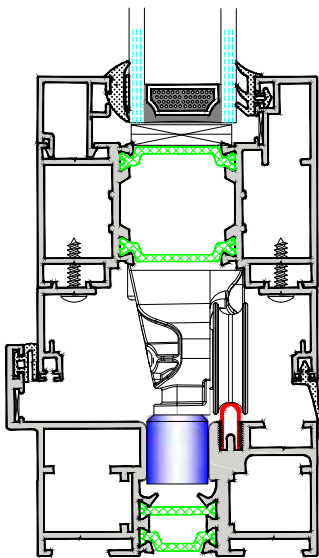
We pride ourselves in providing outstanding design and specification to make our products stand out from other manufacturers.

BF 73, Bi-folding door can be used for Residential or Commercial purposes. Designed for the aesthetics and insulation requirements of a home, with outstanding durability and reliability of commercial application.

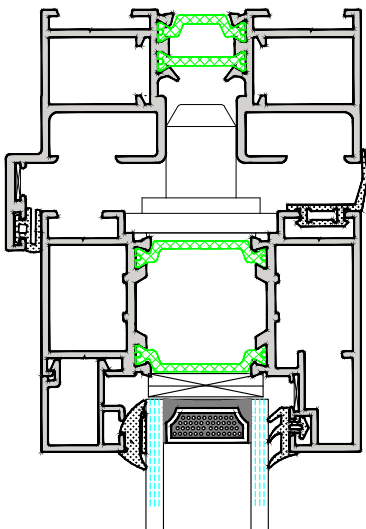
Specification at a glance

- 120kg per door leaf – providing for the largest openings
- Panels of up to 3000mm high and up to 1200mm wide, without having to upgrade rolling hardware
- Above ground bottom rollers
- Engineering grade running rollers for a smooth and silky opening and closing operation
- Thermal properties of down to 1.4 U W/m2K
- Sightline 120mm or 133mm for maximum vision
- PAS 24 Security rated
- Tested to BS6375 Part 1 : 2009

Standard Threshold Detail

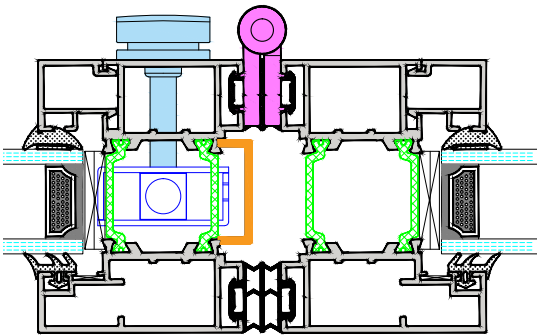


Head Detail



Technical Detail

Intermediate Detail
Integrated Lock



Outer Frame Detail with
Adjustable Jamb

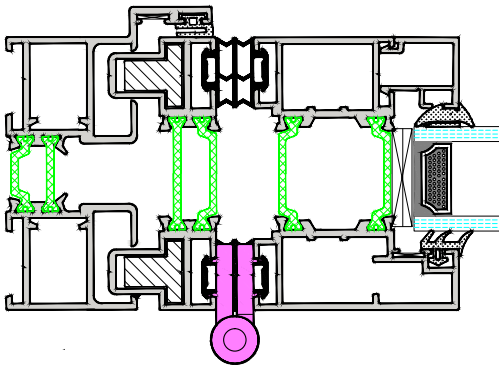


Table of dimensions

Frame width	73mm
Frame depth	81mm inside to outside
Mullion sight line	120mm or 133mm
Glass possibilities	28mm, 32mm, 35mm, 44mm, double & triple glazed units
Max overall height	3000mm
Max overall width	16.8m

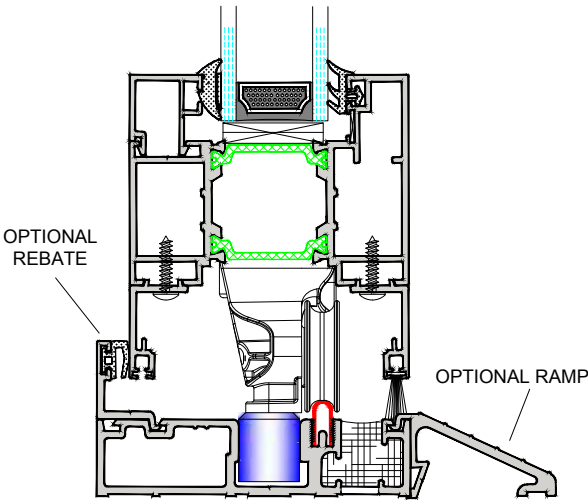
Technical Performance

Thermal properties	Down to 1.4 U W/m2K
Air	Class C4, 600Pa
Wind	Class A3, 1200Pa
Water	Class 9A, 600Pa

Options

- Finish**
Single or dual colour. Factory powder coated to marine quality as defined by Qualicote regulations.
- Hardware**
Handles are available in 5 different types of finish, hinges are finished in black as standard.
- Threshold**
Low threshold option to eliminate trip hazards.
- Trickle Vent**
25mm or 40mm infill frame options.

Low Threshold Detail

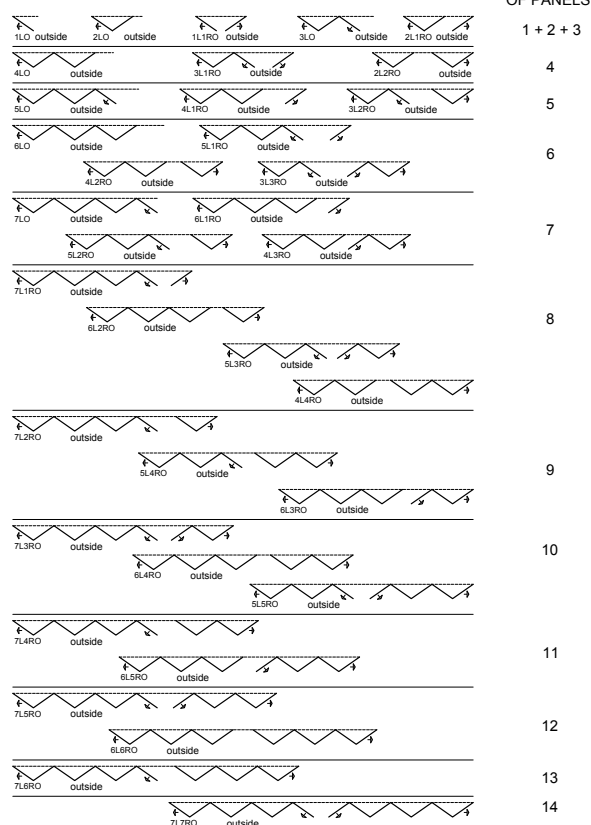


Door leaf configuration

BF73 is available in up to 7 leaves each way (14 total) to allow for the largest possible openings. To suit the specific application, the door leaves are able to open either from the left or right of the opening, either opening towards the inside of the property or to the outside – the choice is yours.



Open Out Configurations



Other products manufactured by the Alutech Group



Lift & Slide Patio Doors



Aluminium Windows
Commercial & Residential



Façade Systems



Shopfront Systems



Roller Garage Doors



Sectional & Industrial Doors

Made by Alutech, specified by you.

Alutech Systems Ltd
Low Mill Lane, Havelock Street, Ravensthorpe Industrial Estate,
Ravensthorpe, Dewsbury, WF13 3LN

T: 01924 350 110

E: holly@alutechsystems.co.uk

W: www.alutechsystems.co.uk

